



In SolidCP, customer has 2 Mail Aliases

 Mail Aliases


NAME

[info@\[redacted\].com](#)

[system.catch.all@\[redacted\].com](#)

Mail Forwardings:  2 of 43

They have 15 Groups in SolidCP

 Mail Groups

NAME

[admin@\[redacted\].com](#)

[applications@\[redacted\].com](#)

[astintake@\[redacted\].com](#)

[authorizations@\[redacted\].com](#)

[billing@\[redacted\].com](#)

[bronxassisted@\[redacted\].com](#)

[brooklynassisted@\[redacted\].com](#)

[coordinators@\[redacted\].com](#)

[faxmain@\[redacted\].com](#)

[hr@\[redacted\].com](#)

[humanresources@\[redacted\].com](#)

[manhattan@\[redacted\].com](#)

[nursing@\[redacted\].com](#)

[supplies@\[redacted\].com](#)

[timesheets@\[redacted\].com](#)

Mail Groups:  15 of 43

This is how it looks on Smartermail, for example, the **HR** groups has 4 email addresses

Users		Aliases			
39 / 44		17 / 86			
<input type="checkbox"/>	Account	Display Name	Description	Email Addresses	Internal
<input type="checkbox"/>	admin			4	
<input type="checkbox"/>	applications			3	
<input type="checkbox"/>	astintake			6	
<input type="checkbox"/>	authorizations			5	
<input type="checkbox"/>	billing			3	
<input type="checkbox"/>	bronxassisted			7	
<input type="checkbox"/>	brooklynassisted			24	
<input type="checkbox"/>	coordinators			17	
<input type="checkbox"/>	faxmain			20	
<input type="checkbox"/>	hr			4	
<input type="checkbox"/>	humanresources			5	
<input type="checkbox"/>	info			1	
<input type="checkbox"/>	manhattan			4	
<input type="checkbox"/>	nursing			4	
<input type="checkbox"/>	supplies			2	
<input type="checkbox"/>	system.catch.all			1	
<input type="checkbox"/>	timesheets			3	

Opening HR alias in Smartermail

Alias

Name *
hr

Display Name

Email Addresses (one per line)


lyubov@[redacted].com
nadezda@[redacted].com
nina@[redacted].com
veronika@[redacted].com

Description

Internal use only
 Include all domain users
 Alias can be used as from address in webmail
 Show in Global Address List
 Show as a room in chat (Enterprise Only)

Cancel Delete Save

Using the SM10 Provider, it correctly pulls the 4 email address into SolidCP

 Mail Group Properties


E-mail Address: hr@[REDACTED].com

Group E-Mails:

- lyubov@[REDACTED].com
- nadezda@[REDACTED].com
- nina@[REDACTED].com
- veronika@[REDACTED].com

* Enter one e-mail address per line

Using the SM100 Provider, it pulled in 20 email addresses

 Mail Group Properties

E-mail Address: hr@[REDACTED].com

Group E-Mails:

- ahd@[REDACTED].com
- astintake@[REDACTED].com
- becky@[REDACTED].com
- coordinators@[REDACTED].com
- edwin@[REDACTED].com
- gina@[REDACTED].com
- hr@[REDACTED].com
- intake@[REDACTED].com
- julia@[REDACTED].com
- keren@[REDACTED].com

* Enter one e-mail address per line